

## GTOOLS CNC - PROFILES LIST

A | A20

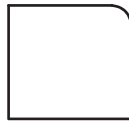
A30



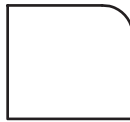
A20 r5  
A



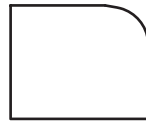
A20 r10  
A



A30 r5  
A



A30 r8  
A




A30 r10  
A




A30 r15  
A

A40

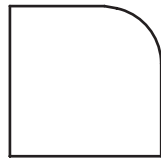
A50



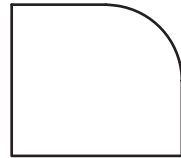
A40 r5  
A



A40 r8  
A



A40 r15  
A



A40 r20  
A



A50 r25  
A

B | B20

B30

B40

BX40



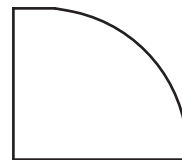
B20 r20  
A



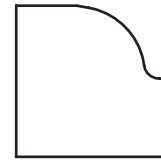
B30 r25  
A



B30 r30  
A



B40 r38  
A




BX40 R18+4+2  
A

D | D12

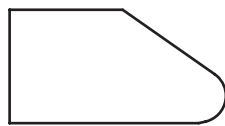
D30

D40

DW40



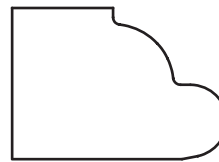
D12 r3  
A



D30 35° r7  
A



D40 25  
A



DW40 r16+9.5  
A

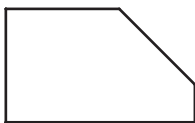
E | E20

E30

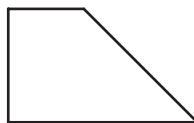
E40



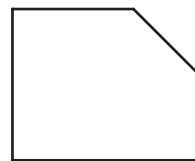
E20 45° p7  
A




E30 45° p10  
A



E30 p0  
A




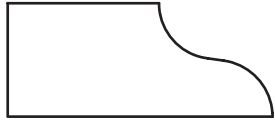

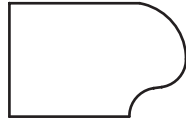
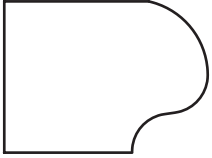

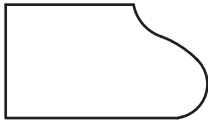

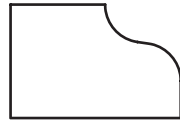
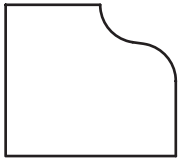



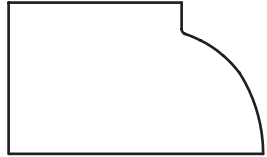




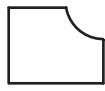
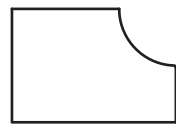
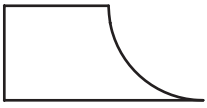
E40 45° p22  
A



E40 45° p35  
A

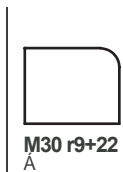
# ghinesgroup

## GTOOLS CNC - PROFILES LIST

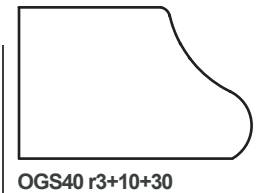
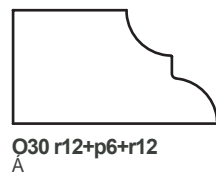
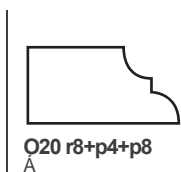
|   |   |   |   |  |   |   |
|---|---|---|---|--|---|---|
| F | F20   | F30   | F40   | FG30   | FG40  |   |
|   |    |    |    |   |    |   |
|   | F20 r9.8+10<br>A  | F30 r14.7+15<br>A   | F40 r20+20<br>A   | FG30 r15+7.5+7.5<br>A  | FG40 r20+10+10<br>A   |   |
|   | FGS40   | FO30  | FO40  | FS30   | FS40  |   |
|   |   |   |  |  |   |   |
|   | FGS40 r18+16+12<br>A  | FO30 r11+26+9<br>A  | FO40 r12+34.7+14.7<br>A   | FS30 r10+10<br>A   | FS40 r10+10<br>A  |   |
| H | H10   | H20   | H30   | H40  | HL20  | HT20  |
|   |  |  |  |   |  |  |
|   | H10 r4<br>A   | H20 p5.15+r10+20<br>A   | H30 p6.3+r18.5+30<br>A  | H40 r30+40<br>A  | HL20 r16+p6<br>A  | HT20 r7.5<br>A  |
| I | I20   | I30   |   |  |   |   |
|   |  |  |   |  |   |   |
|   | I20 r6<br>A   | I30 r9<br>A   |   |  |   |   |
| L | L20   | L30   | L25S  |  |   |   |
|   |  |  |  |  |   |   |
|   | L20 r10+p11.7<br>A  | L30 r15<br>A  | L25S r25<br>A   |  |   |   |

## GTOOLS CNC - PROFILES LIST

### M | M30



### O | O20 | O30 | OG20 | OG30 | OGS30 | OGS40



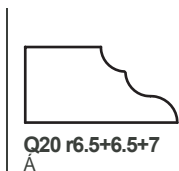
### OS20



### OS30



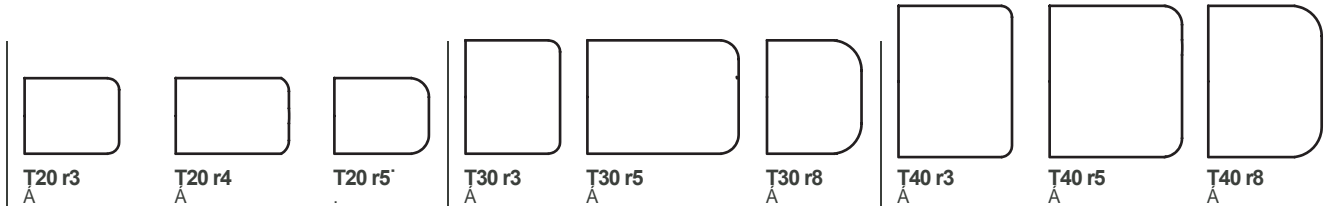
### Q | Q20 | Q30 | Q40



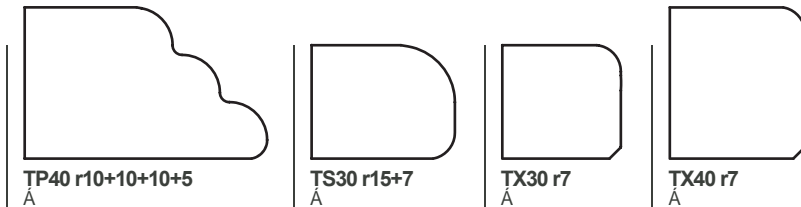
# ghinesgroup

## GTOOLS CNC - PROFILES LIST

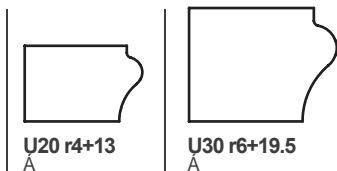
### T | T20 | T30 | T40



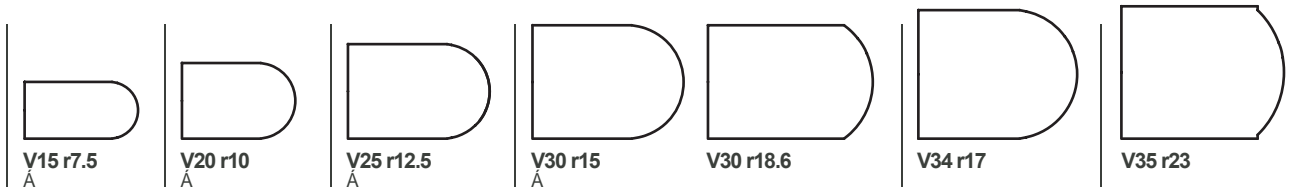
### TP40 | TS30 | TX30 | TX40



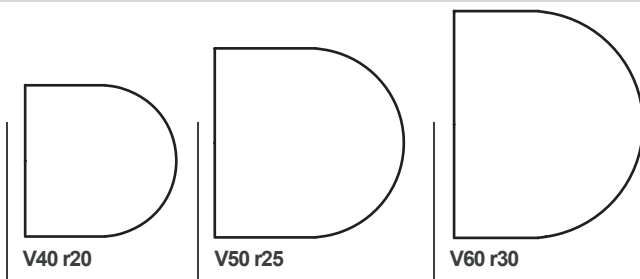
### U | U20 | U30



### V | V15 | V20 | V25 | V30 | V34 | V35

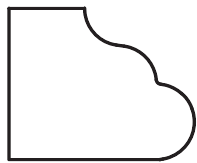


### V40 | V50 | V60



## GTOOLS CNC - PROFILES LIST

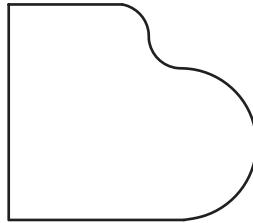
| V | VF | VFZ | VO |
|---|----|-----|----|
|---|----|-----|----|



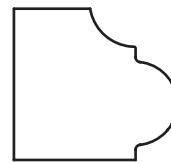
VF40 r10+10+9.8



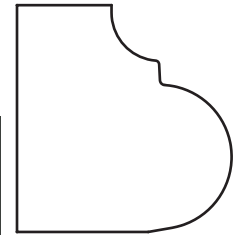
VF30 r7.5+7.5+7.5



VF57 r8.5+8.5+20



VFZ40 r12+p4+r11+p4

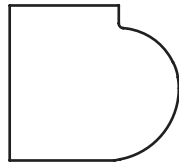


VO60 r12.7+19.05

| VX |
|----|
|----|



VX 40 r15+p10



VX41 r16.1+19.1+p5


| X | X14 | X20 | X30 | X40 | X50 | X60 |
|---|-----|-----|-----|-----|-----|-----|
|---|-----|-----|-----|-----|-----|-----|




X14 45° p10




X20 45° p17




X30 45° p26



X40 45° p34



X50 45° p44

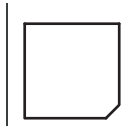


X60 45° p54

# ghinesgroup

## GTOOLS CNC - PROFILES LIST


Z ZX25 Z20 Z30 Z40 Z45 Z50




ZX25



Z20



Z30



Z40




Z45



Z50

Z70 Z100 Z130



Z70



Z100



Z130